




landscape • architectural • hospitality • entertainment • illumination



TURTLE FRIENDLY LED LIGHTING

OMNI-3G2 TURTLE FRIENDLY LIGHT SOURCES FOR USE IN ALL MANUFACTURERS S.C. & B.P. LIGHT FIXTURES



FLLED0MNI3SSTF

FLLED0MNI3SSBPTF

- Long Life - 50,000 Hours L7 Average Rating (rated life to 70% initial light output)
- High Power LED Light Source
- 180 Lumens
- 585nm - 595nm Amber (Turtle Friendly)
- No UV or IR
- Wide Input Voltage Range of 9v - 20v
- Dimmable
- DOE LM79 Tested
- Power Factor >90%
- 5 Year Limited Warranty
- RoHS Compliant - Energy Efficient - Environmentally Friendly
- Water Resistant & Vibration Resistant
- No Glass or Fragile Parts
- Must be powered by a magnetic transformer



AL-01-L18BRS



AL-04-L18BRS



AL-17-L18BAR



AL-06-L18BAR

**FOCUS
OFFERS THE LARGEST
COLLECTION OF TURTLE FRIENDLY
LIGHTING AVAILABLE - PLEASE CONSULT
FACTORY FOR COMPLETE LISTING OF FOCUS
TURTLE FRIENDLY LIGHTING**



RXA-01-L18COP



PL-19-L17BAR



PL-01-L18-BRS



PL-17S1-L18-BAT



PL-21-L18BAR


These fixtures have been approved as turtle friendly by the Florida Wildlife Commission when installed per FWC guidelines *and using FOCUS Turtle Friendly Amber LED's*

ARROW MR16 TURTLE FRIENDLY LIGHT SOURCES FOR USE IN ALL MANUFACTURERS MR16 LIGHT FIXTURES




FLLEDMR16SS5W36TF FLLEDMR16SS120V5W36TF

- Long Life - 40,000 Hours L7 Average Rating (rated life DOE LM79 Tested to 70% initial light output)
- 1700K-1850K Amber (Turtle Friendly)
- 150 Lumens (5w)
- 585nm - 595nm Amber (Turtle Friendly)
- No UV or IR
- Wide Input Voltage Range of 9v - 15v
- Dimmable
- Power Factor >90%
- 5 Year Limited Warranty
- RoHS Compliant - Energy Efficient - Environmentally Friendly
- Water Resistant & Vibration Resistant
- No Glass or Fragile Parts
- Must be powered by a magnetic transformer



DL-22-CWM-L28COP



RXD-01-L28BRS
When Installed as
Down Light



RXD-02-L28COP
When Installed as
Down Light



DL-20AC-L28BAT
When Installed as
Down Light



DL-22-CWM2-L28COP

**FOCUS
OFFERS THE LARGEST
COLLECTION OF TURTLE FRIENDLY
LIGHTING AVAILABLE - PLEASE CONSULT
FACTORY FOR COMPLETE LISTING OF FOCUS
TURTLE FRIENDLY LIGHTING**

FOCUS Mounting Canopies



FA-24LGCSTBRS



FA-24MDCSTBAR



FA-24MDCSTBRS



FA-24-BAT



DL-13-L28BAT
When Installed as
Down Light



DL-22-L28SS
When Installed as
Down Light



DL-44-L28BRSCPR
When Installed as
Down Light



RXD-08-TACL28BRS
When Installed as
Down Light




RXD-08-L28SS
When Installed as
Down Light

These fixtures have been approved as turtle friendly by the Florida Wildlife Commission when installed per FWC guidelines as down-lighting **and using FOCUS Mounting Canopies & Turtle Friendly Amber LED's**

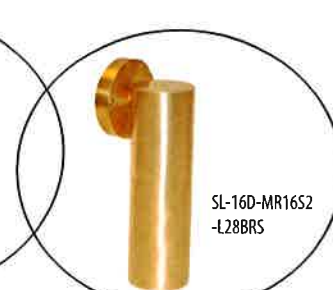
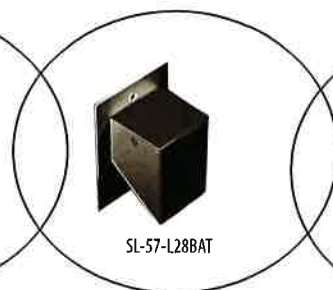
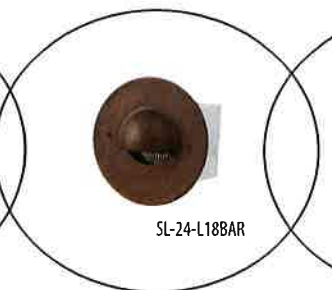
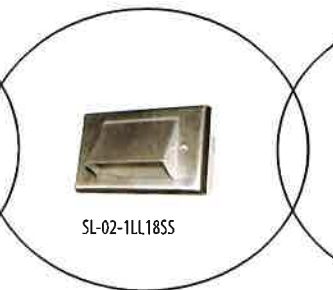
HANGING & PENDANT TURTLE FRIENDLY LIGHTING

PLEASE CONSULT FACTORY FOR COMPLETE LISTING OF FOCUS TURTLE FRIENDLY HANGING LIGHTING



SURFACE TURTLE FRIENDLY LIGHTING

PLEASE CONSULT FACTORY FOR COMPLETE LISTING OF FOCUS TURTLE FRIENDLY SURFACE LIGHTING



LEDGE & RAIL TURTLE FRIENDLY LIGHTING

PLEASE CONSULT FACTORY FOR COMPLETE LISTING OF FOCUS TURTLE FRIENDLY LEDGE & RAIL LIGHTING



2w Turtle Friendly LED Strip



0.70w Turtle Friendly LED Strip

These fixtures have been approved as turtle friendly by the Florida Wildlife Commission when installed per FWC guidelines and using FOCUS Turtle Friendly Amber LED's

Search...

go

Advanced search

[Our Products](#) >> Amber LED

Below are our Amber LED lighting products. View our line of Florida Wildlife Commission Certified Turtle-Safe lighting products.

Amber LED



Amber DuraLED 48" Linear LED Die Cast
Model : LV4AQ
Wattage : 87w

[Click to view](#)



Amber Sculptor Enclosed Small Round Post Top
Model : PF71Q
Wattage : 78w

[Click to view](#)



Amber Sculptor Open Small Round Post Top
Model : PF70Q
Wattage : 78w

[Click to view](#)



Amber Sculptor Small Round Canopy
Model : CP30Q
Wattage : 78w

[Click to view](#)



Bostonian Amber Standard with Spear Finial
Model : PB2S
Wattage : 78w

[Click to view](#)



Bostonian Amber Deluxe with Spear Finial
Model : PB2D
Wattage : 78w

[Click to view](#)



Bostonian Amber Premium with Fleur-de-lis Finial
Model : PB2P
Wattage : 78w

[Click to view](#)



Amber Sculptor Bell Pendant Decorative Pole Mounted Luminaire
Model : AS30Q
Wattage : 78w

[Click to view](#)



DuraLED Amber Large Wall Mount Vaporproof
Model : VW43Q
Wattage : 10w

[Click to view](#)



DuraLED Amber Large Box Mount Vaporproof
Model : VB43Q
Wattage : 10w

[Click to view](#)



Amber Mini Hampton Kitty Hawk Area Light
Model : KH15Q
Wattage : 22-37w



Amber Mini Hampton Kitty Hawk Wall Light
Model : KH15Q
Wattage : 22-37w



Decorative Spun Aluminum Cap with Black Powdercoat Finish. Finals Have Spun Aluminum Base with Cast Aluminum Fleur-De-Lis or Spear...

Featured Model: PB2D

Dura Guard

[Click to view](#)



Amber Mini Hampton Kitty Hawk Flood Light
Model : KH15Q
Wattage : 22-37w

[Click to view](#)



Amber Small Hampton Kitty Hawk Flood Light
Model : KH25Q
Wattage : 81w

[Click to view](#)



Amber Small Hampton Kitty Hawk Wall Light
Model : KH25Q
Wattage : 81w

[Click to view](#)



Amber Small Hampton Kitty Hawk Area Light
Model : KH25Q
Wattage : 81w

[Click to view](#)



DuraLED Amber Garage Lighter
Model : VN55Q
Wattage : 39 -52w

[Click to view](#)



Amber Medium Wallpack Full Cutoff
Model : MWPCOQ
Wattage : 37w

[Click to view](#)



Amber LED Small LED Astra Wall Light
Model : TV2C3
Wattage : 20-40w

[Click to view](#)



DuraLED Amber Polycarbonate Mini Wall Pack
Model : MINWPQ
Wattage : 13w

[Click to view](#)



Amber LED Small LED Astra Flood Light
Model : TV2C3
Wattage : 20-40w

[Click to view](#)



Amber Astra LED Up or Down Wall Cylinder
Model : WCTRS
Wattage : 20w

[Click to view](#)



Amber Small Wallpack Full Cutoff
Model : WPC12Q
Wattage : 22w

[Click to view](#)



DuraLED Amber LEDicated Pendant Mount Vaporproof
Model : VP53Q
Wattage : 23w

[Click to view](#)



DuraLED Amber LEDicated Wall Mount Vaporproof
Model : VW53Q
Wattage : 23w

[Click to view](#)



DuraLED Amber LEDicated Box Mount Vaporproof
Model : VB53Q
Wattage : 23w

[Click to view](#)

DuraLED Amber Dome Bollard with IES Type V Glass

[Click to view](#)

DuraLED Amber Dome Bollard with Louvers

Dura Guard



Model : DTRB5Q
Wattage : 15w

[Click to view](#)



Model : DTRBAALQ
Wattage : 15w

[Click to view](#)



DuraLED Amber Dome
Bollard with LED Cone
Reflector
Model : DTRBPBCLQ
Wattage : 15w

[Click to view](#)



DuraLED Amber Dome
Bollard with IES Type III
Glass
Model : DTRB3Q
Wattage : 15w

[Click to view](#)



DuraLED Amber Square Flat
Bollard with Square Louvers
Model : SBSAALQ
Wattage : 15w

[Click to view](#)



DuraLED Amber Square Flat
Bollard with LED Cone
Reflector
Model : SBPBCLQ
Wattage : 15w

[Click to view](#)



DuraLED Amber Square Flat
Bollard with IES Type V Glass
Model : SB5Q
Wattage : 15w

[Click to view](#)



DuraLED Amber Square Flat
Bollard with IES Type III
Glass
Model : SB3Q
Wattage : 15w

[Click to view](#)



DuraLED Amber Flat Top
Bollard with Louvers
Model : FTRBAALQ
Wattage : 15w

[Click to view](#)



DuraLED Amber Flat Top
Bollard with IES Type III
Glass
Model : FTRB3Q
Wattage : 15w

[Click to view](#)



DuraLED Amber Flat Top
Bollard with IES Type V Glass
Model : FTRB5Q
Wattage : 15w

[Click to view](#)



DuraLED Amber Flat Top
Bollard with LED Cone
Reflector
Model : FTRBPBCLQ
Wattage : 15w

[Click to view](#)



DuraLED Amber Stainless
Steel Bollard with Louvers
Model : DTRBAALQ
Wattage : 15w

[Click to view](#)



DuraLED Amber Stainless
Steel Bollard with Cone
Reflector
Model : DTRBPBCLQ
Wattage : 15w

[Click to view](#)

Search...

go

Advanced search

[Our Products](#) >> LED Amber Turtle-Safe

Lighting pollution is a serious threat to sea turtles. To protect them, The FWC (Florida Wildlife Commission) has set a standard for lighting fixtures approved for turtle areas:

- Fixture must be fully shielded and downward directed
- Light source shall be long wave length 560 nanometer light
- Low wattage fixtures = low brightness

The FWC only certifies fixtures that are visible by the shoreline. For the full list of certified fixtures and more information, visit [here](#). Below are our Florida Wildlife Commission Certified Turtle-Safe lighting products. View our line of Amber LED lighting products [here](#).

LED Amber Turtle-Safe



Die-Cast Gasketed Aluminum Housing, Includes Cast-In Box Template and Built in Level. White Reflector. Nickel-Plated Stainless Steel Hardware...

Featured Model: TV2C3



Amber Mini Hampton Kitty Hawk Area and Wall Light
Model : KH15Q
Wattage : 22-37w

[Click to view](#)



Amber Small Hampton Kitty Hawk Area and Wall Light
Model : KH25Q
Wattage : 81w

[Click to view](#)



DuraLED Amber Garage Lighter
Model : VN55Q
Wattage : 39-52w

[Click to view](#)



Small Amber LED Astra Wall Accent Light
Model : TV2C3
Wattage : 40w

[Click to view](#)



Amber Astra LED Down Light Wall Cylinder
Model : WCTRS
Wattage : 20w

[Click to view](#)



Amber Small Wallpack Full Cutoff
Model : WPC12Q
Wattage : 22w

[Click to view](#)



Amber Medium Wallpack Full Cutoff
Model : MWPCOQ
Wattage : 37w

[Click to view](#)



DuraLED Amber LEDicated Vaporproof - Straight Shade
Model : VP53Q
Wattage : 23w

[Click to view](#)



DuraLED Amber LEDicated Vaporproof - Angled Shade
Model : VW53Q
Wattage : 23w



DuraLED Amber Round Dome Bollard with Louvers
Model : DTRBWALQ
Wattage : 15w

Dura Guard

[Click to view](#)



DuraLED Amber Round
Dome Bollard with Cone
Reflector
Model : DTRBWPBCLQ

Wattage : 15w

[Click to view](#)



DuraLED Amber Round Flat
Top Bollard with Louvers
Model : FTRBWALQ

Wattage : 15w

[Click to view](#)



DuraLED Amber Round Flat
Top Bollard with Cone
Reflector
Model : FTRBWPBCLQ

Wattage : 15w

[Click to view](#)



DuraLED Amber Stainless
Steel Bollard with Louvers
Model : DTRBWALQ

Wattage : 15w

[Click to view](#)



DuraLED Amber Stainless
Steel Bollard with Cone
Reflector
Model : DTRBWPBCLQ

Wattage : 15w

[Click to view](#)

[Click to view](#)

DuraGuard Products Inc.
12802 Commodity Place
Tampa, FL 33626
1.800.736.7991
© 2007 - 2020

[Home](#)

[Products](#)

[Rep Center](#)

[Privacy Policy](#)

[Terms & Conditions](#)

[Services](#)

[What's New](#)

[Contact](#)

[Credit Application](#)

[LED Product Warranty](#)



Sconce

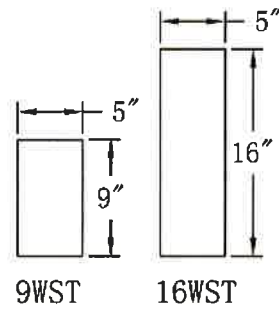
[More Information](#)
[Interested In Ordering](#)


Sizes and Basic Specifications

Model	Dimensions	Extension	Gas	Electric
9WST	9"	5 1/2"	N/A	Single Light
16WST	16"	5 1/2"	N/A	Single Light

Line Drawings

Sconce 9WST, 16WST



Finishes



Antique Copper



Black Satin



Graphite



Oil Rubbed Bronze



9" Sconce



16" Sconce



9" Sconce
Hammered



16" Sconce
Hammered

Emergy ALLEN



G4 1.0W Amber



T5 1.0W Amber



G4 2.0W Amber



G4 2.0W Wafer
Amber



BA15S 2.0W Amber



S8 2.0W Amber



R7S 4.0W Amber



E11 3.0W Amber



E12 3.0W Candle
Amber



G9 3.0W Amber



E26 3.0W Amber



E26 6.0W Amber



ODB0057-18-SB
18" Bridge Sconce
Shown with
Statuary Bronze outdoor finish (SB)



ODB0057-24-TB
24" Bridge Sconce
Shown with
Textured Black outdoor finish (TB)



ODB0058-18-AG
18" Arch Sconce
Shown with
Argento Grey outdoor finish (AG)



ODB0058-24-SB
24" Arch Sconce
Shown with
Statuary Bronze outdoor finish (SB)



DARK SKY SCONCES

If you've ever looked for architectural quality outdoor lighting that's also dark sky compliant, you know it's not easy to find. Hammerton Studio has solved that problem with a wide selection of Dark Sky compliant fixtures, including our Arch and Bridge sconce designs shown here. Like all our dark sky compliant lighting, these have been certified by the International Dark Sky Association (IDA) to avoid night sky pollution, minimize glare and reduce light trespass.

Product	Description	Dimensions	Electrical
ODB0057-18	18" Dark Sky Bridge Sconce	18.0 H x 5.5 W x 4.3 D	Integrated AC LED 400 lumens of light output
CDB0057-24	24" Dark Sky Bridge Sconce	24.0 H x 5.5 W x 4.5 D	
ODB0058-18	18" Dark Sky Arch Sconce	18.0 H x 5.5 W x 3.8 D	
CDB0058-24	24" Dark Sky Arch Sconce	24.0 H x 5.5 W x 4.4 D	

F NISHES



See large swatches on page 26.

Integrated LED with 90+ CRI and 3,000K CCT is standard for Bridge and Arch sconces. All Outdoor products feature aluminum construction, marine-grade pretreatment and AAMA 2604 all-weather outdoor finishes, and include a lifetime warranty to the original owner. For complete specification details and drawings on all products, visit hammertonestudio.com. Measurements are listed in inches.



[Home](#)

[Products](#)

[Commercial Outdoor Lighting](#)

[LED Large Area Light](#)

[LED Area Turtle Light](#)

LED AREA TURTLE LIGHT



[ASD COVID-19 Statement](#)



ASD

ASD lighting offer specially equipped versions of LED Area Turtle Light that are certified and recommended by the Florida Fish and Wildlife Conservation Commission for use in areas that are adjacent to ecologically sensitive wildlife zones.

ASD LED Area Turtle Light is a stylish, low energy LED path light with a state-of-the-art LED light source and internal voltage regulating driver assembly delivering superior performance, long life and low maintenance in any environment.

Our certified fixtures feature LED chips, which produce a precise spectral output higher than 590nm, a wavelength of light that is visible to humans, but invisible to the protected species.

FEATURES AND BENEFITS:

- Die-cast Aluminum housing, powder coating bronze finish. Integral Heat Sinking and photocell adaptable
- Best-in-class LEDs above the 560nm wavelength in both amber and red colors
- Florida Fish and Wildlife Conservation Commission
- Dimmable 0-10V
- Beam angle: Type III (158°x100°) - Optional lenses allowing Type II & Type IV & Type V distribution patterns are available
- Anti-corrosion body, 500Hrs salt spray test, meet ASTM B117 standard
- Certification: cULus, Wildlife Lighting Certification #2019-287

ACCESSORIES FOR

Model

Availability

ASD-SLD-LSB-BZ-WL

coming soon

LED AREA

Model	Availability	Power	lm	CCT	CRI	
ASD COVID-19 Statement		120-277V	150W	5566	1,000	>15 158°x100° (Type III-M) 14 5/8"

TV2C3 Small Amber LED Astra Wall Accent Light



Project Information	
Project Name:	Fixture Type:
Complete Catalog #:	Date:
Comments:	

The DuraGuard TV2C3 Full Cut-off wall mount luminaire is available with a shielded IES Type II distribution, and is certified by the Florida Fish & Wildlife Conservation Commission (FWC) for wildlife applications that are directly visible from the shore requiring monochromatic AMBER light. LEDs operate between 585 and 595 nm, greater than 560nm required by FWC. Typical applications include retail centers, hotels, residential, parks, schools and universities, office buildings and medical facilities. Mounting heights of up to 12 feet can be used based on light level and uniformity requirements

SPECIFICATIONS AND FEATURES:

HOUSING:

Die-Cast Gasketed Aluminum Housing, Includes Cast-In Box Template and Built in Level. White Reflector. Nickel-Plated Stainless Steel Hardware. Includes Full Baffle Required to Maintain FWC Certification.

LISTING & RATINGS:

CSA: Listed for Wet Locations, ANSI/UL 1598, 8750 IP65 Sealed LED Compartment.

FINISH:

Textured Architectural Bronze Powdercoat Finish Over a Chromate Conversion Coating. Custom Colors Available Upon Request.

LENS:

Tempered Clear Flat Glass Lens.

MOUNTING OPTIONS:

Mount Directly Over Recessed Electrical Box or Use 1/2" Surface Conduit.

COB LED:

DuraGuard COB

WATTAGE:

COB 40w, System Input 43w (175w HID Equivalent)

DRIVER:

Electronic Driver, 120-277V, 50/60Hz; 347-480V, 50/60Hz or 347V, 50/60Hz; Less Than 20% THD and PF>0.90. Standard Internal Surge Protection 6kV. 0-10V Dimming Standard for a Dimming Range of 100% to 10%; Dimming Source Current is 150 Microamps.

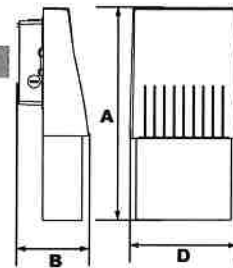

CONTROLS:

Fixtures Ordered with Factory-Installed Photocell or Motion Sensor Controls are Internally Wired for Switching and/or 1-10V Dimming Within the Housing. Remote Direct Wired Interface of 1-10V Dimming is Not Implied and May Not Be Available, Please Consult Factory. Fixtures are Tested with DuraGuard Controls and May Not Function Properly With Controls Supplied By Others. Fixtures are NOT Designed for Use with Line Voltage Dimmers.

WARRANTY:

5-Year Warranty for -40°C to +50°C Environment.

See Page 2 for Projected Lumen Maintenance Table.



Dimensions

- Width (D) 6 1/4" (168mm)
- Length (B) 4 1/2" (114mm)
- Height (A) 7 1/8" (200mm)

DuraLED TECHNOLOGY

Complete Units
Ordering Information
Example: TV2C32X20UAMZSPBF

TV2C3 Small Amber LED Astra Wall Accent Light

Shipped from Tampa location only

DuraLED Amber Series

TV2C3	2X20		AM			BF
Model	Wattage	Driver	CCT	Color	Options	Shield
TV2C3=Small Amber LED Astra Wall Accent Light	2X20=40w	U=120-277V H=347-480V C=347V	AM=Amber	Z=Bronze C=Custom (Consult Factory)		BF=Baffle
<p>SF=Single Fuse (120-277V Only) DF=Double Fuse (120-277V Only) SP=Surge Protection P14=Pencil Photocell, 120-277VAC</p>						




Certification #2018-001

Specifications subject to change without notice.

TV2C3 Small Amber LED Astra Wall Accent Light



EPA (EFFECTIVE PROJECTED AREA)

Configuration	EPA (Sq. Ft.)	Weight (Lbs.)
 1	.31	5 Lbs



P18110 & P18112

P18114

Accessories (Order Separately, Field Installed)	
P18110	110-130V 120VAC Pencil Photocell
P18112	208-277V 240VAC Pencil Photocell

Replacement Parts (Order Separately, Field Installed)	
P18114	120-277V, 50/60Hz Pencil Photocell

PHOTOMETRIC PERFORMANCE

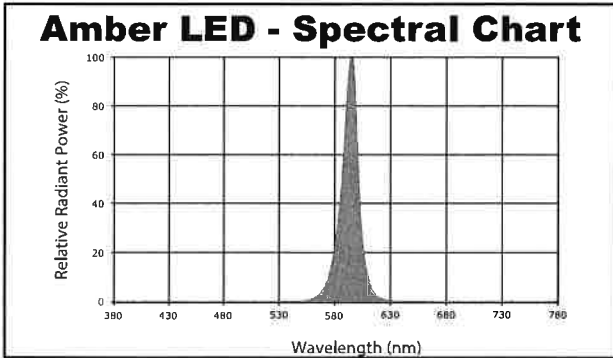
LED Board Watts	Drive Current (mA)	Input Watts	Optics
COB LED 43w	525	43	Type II

PROJECTED LUMEN MAINTENANCE

Data shown for Amber LEDs			Compare to MH			
TM-21-11	Input Watts	Initial	25,000 Hrs	50,000 Hrs	100,000 Hrs	Calculated L70@ 25°C
L70 Lumen Maintenance @ 25°C / 77°F	43	1.00	0.90	0.80	0.61	76,000
TM-21-11	Input Watts	Initial	25,000 Hrs	50,000 Hrs	100,000 Hrs	Calculated L70@ 50°C
L70 Lumen Maintenance @ 50°C / 122°F	43	1.00	0.86	0.72	0.44	54,000
TM-21-11	Input Watts	Initial	25,000 Hrs	50,000 Hrs	100,000 Hrs	Calculated L80@ 40°C
L80 Lumen Maintenance @ 40°C / 104°F	43	1.00	0.88	0.76	0.52	42,000

NOTES:
 1. Projected per IESNA TM-21-11. Data references the extrapolated performance projections for the 525mA base model in a 25°C ambient, based on 10,000 hours of LED testing per IESNA LM-80-08.
 2. Compare to MH box indicates suggested Light Loss Factor (LLF) to be used when comparing to Metal Halide (MH) systems.

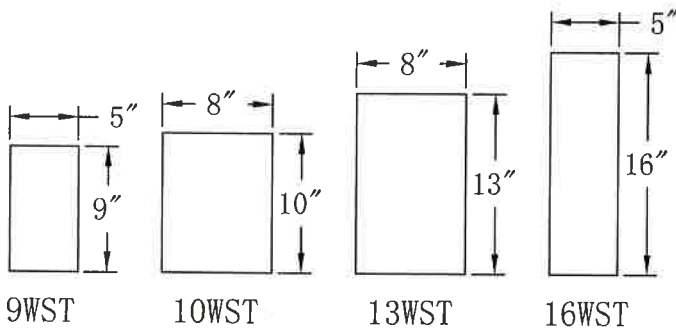
PHOTOMETRIC DATA



Wildlife Friendly Sconces

All CopperSmith wildlife friendly products have been tested and certified by the Florida Fish and Wildlife Conservation Commission as compliant with the artificial lighting standards established by the Wildlife Certification Program.

Bulb Not Included



MODEL	EXTENSION	BURNER	ELECTRIC
9WST	5.5"	Single	1-WAY/LED
10WST	5.5"	Single	1-WAY/LED
13WST	5.5"	Single	1-WAY/LED
16WST	5.5"	Single	1-WAY/LED



Wildlife Friendly Sconces



The CopperSmith offers a selection of copper fixtures that have been tested and certified by the Florida Fish and Wildlife Lighting Certification Program to be turtle friendly lighting.

These fixtures elegantly combine the natural beauty of copper with the standards of low impact lighting. These Lighting accessories are considered wildlife friendly and have been approved for use in areas sensitive to the natural migration of sea turtles.

The CopperSmith is ready to fabricate or modify other lighting fixtures to be submitted for testing and certification as wildlife and turtle friendly.



Bulb Not Included

Turtle Light Adapter

The Turtle Light Adapter (TLA) can be used to convert any CopperSmith lantern into a Turtle Friendly Light.





LED AREA TURTLE LIGHT

*New Standard
in Lighting!*



UNIVERSAL APPLICATION:

- Sea turtle nesting beaches;
- Dark-Sky friendly communities;
- Migratory Corridors;
- Wildlife Conservations;
- Parks and Zoos;
- Highways and Interstates;
- Any other ecologically sensitive areas.



WET LOCATION



DIMMABLE



WARRANTY

Finish: BRONZE

ASD lighting offer specially equipped versions of LED Area Turtle Light that are certified and recommended by the Florida Fish and Wildlife Conservation Commission for use in areas that are adjacent to ecologically sensitive wildlife zones. ASD LED Area Turtle Light is a stylish, low energy LED path light with a state-of-the-art LED light source and internal voltage regulating driver assembly delivering superior performance, long life and low maintenance in any environment. Our certified fixtures feature LED chips, which produce a precise spectral output higher than 590nm, a wavelength of light that is visible to humans, but invisible to the protected species.



Model	Wattage	Color Temperature	Luminous Flux	Product size LxWxH	Price
ASD-LSB-60D-BZ-WL	60 W	1,000 K	2,537 lm	14 5/8" x 12 5/8" x 3 3/4"	
ASD-LSB-80D-BZ-WL	80 W	1,000 K	3,131 lm	14 5/8" x 12 5/8" x 3 3/4"	
ASD-LSB-100D-BZ-WL	100 W	1,000 K	4,143 lm	14 5/8" x 12 5/8" x 3 3/4"	
ASD-LSB-150D-BZ-WL	150 W	1,000 K	5,566 lm	14 5/8" x 12 5/8" x 3 3/4"	
Model	Description		Product size LxWxH	Price	
ASD-SLD-LSB-BZ-WL	Shield for LED Area Turtle Light		11 1/4" x 6 3/16" x 5 7/8"		



HUBBARDTON FORGE.



307920
HUBBARDTON FORGE
Airis Medium
Dark Sky Friendly
Outdoor Sconce



307910
HUBBARDTON FORGE
Airis Small Dark
Sky Friendly
Outdoor Sconce



304903
HUBBARDTON FORGE
Twilight Dark Sky
Friendly Outdoor
Sconce



304905
HUBBARDTON FORGE
Twilight Large
Dark Sky Friendly
Outdoor Sconce



307930
HUBBARDTON FORGE
Airis Large Dark
Sky Friendly
Outdoor Sconce



303090
HUBBARDTON FORGE
Flux Dark Sky
Friendly Outdoor
Sconce



302529
HUBBARDTON FORGE
Tress Large Dark
Sky Friendly LED
Outdoor Sconce



304901
HUBBARDTON FORGE
Twilight Small
Dark Sky Friendly
Outdoor Sconce



302527
HUBBARDTON FORGE



364901
HUBBARDTON FORGE



364903
HUBBARDTON FORGE



302510
HUBBARDTON FORGE

Tress Small Dark
Sky Friendly LED
Outdoor Sconce



302523
HUBBARDTON
FORGE
Collage Large
Dark Sky Friendly
LED Outdoor
Sconce

Twilight Small
Dark Sky Friendly
Outdoor Semi-
Flush



302512
HUBBARDTON
FORGE
Quad Large Dark
Sky Friendly LED
Outdoor Sconce

Twilight Dark Sky
Friendly Outdoor
Semi-Flush



302520
HUBBARDTON
FORGE
Collage Small
Dark Sky Friendly
LED Outdoor
Sconce

Quad Small Dark
Sky Friendly LED
Outdoor Sconce

Showing 1 - 15 of 15 products

Products

[HOME](#) > [Landscape](#) > [Products](#) > [CAST Classic Deck Light](#)



CAST CLASSIC DECK LIGHT

CDL1CB, CDL1LED1, CDL1LED1A

Description

This compact and attractive solid bronze deck light is durable and reliable for wall and post mounting.

This fixture is available: CDL1CB can be used with a halogen or LED drop-in lamp, CDL1LED1 is an integrated LED fixture and CDL1LED1A is a Turtle Safe integrated LED.

Applications

The Classic Deck Light is suitable for downlighting when mounted on retaining walls, structure surfaces, posts, and pilings.

Features

- Solid Sand Cast Bronze Construction
- Glare-free illumination
- Pre-wired with 25' 16/2 tin-coated No-Ox[®] marine grade wire
- High-temp socket
- Spider-Splice[®] ready

WHERE TO BUY →

Need Help? Contact us Today!

CONTACT CAST →

Models

- CAST Classic Deck Light (CDL1CB)
- CAST Classic Integrated LED Deck Light (CDL1LED1)
- CAST Classic Deck Light (Turtle Safe)(CDL1LED1A)

Quick Info

- CAST Lighting magnetic toroidal core Transformers Journeymen 75, 150, 300, 600, & 900 Watt and Master Series 900 & 1200 Watt
- CAST No-OX Tin-Coated Marine-Grade Wire Available in #8/2, #10/2, #12/2, #14/2, & #16/2 gauges.
- Astronomical Digital & Mechanical Timers
- Photo Cells
- Seamless non-insulated crimp connections & Heat shrink for wire connections



Specifications

- Dimensions and Weight: 3.75" diameter x 1.75" height"
- Weight: 2 lbs.
- Listing: All CAST Lights conform to: UL Std's 1838 & 8750; CE; Certified to CAN/CSA Std's C22.2 No. 250.0 & C22.2 No. 250.13. Suitable for wet locations. FCC Class B Conducted and Radiated. RoHS.
- Construction:
 - Body: Solid Sand-Cast Bronze secured with (2) 303 stainless steel Hex Head screws. Includes (2) stainless steel mounting screws.
- Packaging: Packed 5/box; fully assembled

Specifications for CDL1CB:









- Lamp Specifications:
 - *Includes 2.5W, 9-15 volt operating range, T5 LED lamp (SL921T5200L).
 - *Halogen Option: 12V, 18W T-5 Xenogen-18W max. (CWB921X).
- Wiring: Tin-coated No-0x marine-grade wiring (inside fixture and external 25 ft. 16/2 lead); socket wire crimped and soldered to lead wire using tin solder and tin crimps protected with waterproof shrink tubing and fiberglass sleeve.
- Special Warning Instructions: Since the SCB socket is grounded to the fixture body, care should be taken to maintain correct orientation of paired wire leads. The ridged side of the wire pair should be connected at the Spider Splice to the ridged side of the home run pair. The ridged side of the home run pair should be wired to one of the common terminal blocks at the transformer.

LED Specifications for CDL1LED1:

- LED Light Source: 1 CREE LED, Life (L70) 60,500 hrs., Color Temp. 2759°K, CRI 81
- Input Voltage: 10 to 24V, AC or DC
- Power: .27 Amps, 2.82 Watts, Power Factor .88, Volt Amps 3.2
- Lumen output-fixture: 49 lm
- Center Beam Candela: 29
- Lead Wire: 25' tin coated #18/2 NO-0X marine grade wire
- FCC compliant for EMI interference

LED Specifications for CDL1LED1A (Turtle Safe)

Documents

-  **CATALOG**
1.9MB DOWNLOAD
-  **CDL1CB/CDL1LED1/CDL1LED1A SPECIFICATIONS**
188KB DOWNLOAD
-  **CLASSIC DECK LIGHT: IES FILE**
8.8KB DOWNLOAD
-  **CLASSIC DECK LIGHT: LM-79 DATA**
474.4KB DOWNLOAD
-  **CLASSIC DECK LIGHT: PRODUCT SHEET**
705.2KB DOWNLOAD
-  **LANDSCAPE WARRANTY**
79.2KB DOWNLOAD
-  **PHOTOMETRICS CHART**
401.2KB DOWNLOAD
-  **SOURCE LIGHTING® LAMP GUIDE**
2.6MB DOWNLOAD



- LED Light Source: 1 CREE Amber LED, Life (L70) 60,500 hrs.
- Input Voltage: 10 to 24V, AC or DC
- Power: .27 Amps, 2.82 Watts, Power Factor .88, Volt Amps 3.2
- Lumen output-fixture: 39 lm
- Center Beam Candela: 19
- Lead Wire: 25' tin coated #18/2 NO-OX marine grade wire
- FWC Certification # 2015-013
- Complies with Florida Fish and Wildlife Conservation Commission guidelines.
- FCC compliant for EMI interference

CAST Lighting LLC

1120-A Goffle Rd Hawthorne, NJ 07506

P: 800.914.CAST



© 2020 CAST Lighting [Site Map](#) [Search](#) [Privacy Policy](#) [Terms & Conditions](#) [Return Policy](#) [Warranty Policy](#) [Privacy Preferences](#)



LFORM | a nj web design company